

ERB83-006

SCHOTTKY-BARRIER RECTIFIER DIODE

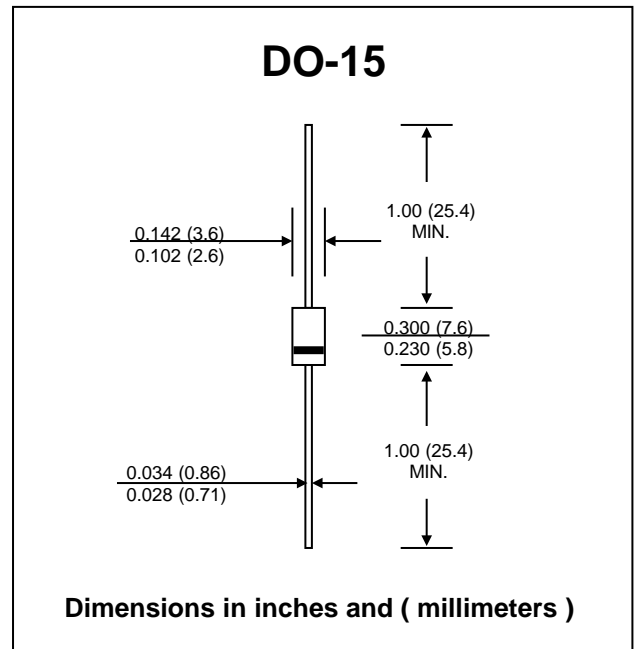
PRV : 60 Volts
Io : 2.0 Amperes

FEATURES :

- * High current capability
- * High surge current capability
- * High reliability
- * High efficiency
- * Low power loss
- * Low forward voltage drop
- * Low cost
- * Pb / RoHS Free

MECHANICAL DATA :

- * Case : DO-15 Molded plastic
- * Epoxy : UL94V-0 rate flame retardant
- * Lead : Axial lead solderable per MIL-STD-202, Method 208 guaranteed
- * Polarity : Color band denotes cathode end
- * Mounting position : Any
- * Weight : 0.4 gram



MAXIMUM RATINGS AND ELECTRICAL CHARACTERISTICS

Rating at 25 °C ambient temperature unless otherwise specified.
 Single phase, half wave, 60 Hz, resistive or inductive load.
 For capacitive load, derate current by 20%.

RATING	SYMBOL	VALUE	UNIT
Maximum Recurrent Peak Reverse Voltage	V _{RRM}	60	V
Maximum DC Blocking Voltage	V _{DC}	60	V
Maximum Average Forward Current , T _L = 104°C	I _{F(AV)}	2.0	A
Maximum Non-Repetitive Peak Forward Surge Current (Sin wave, 10ms)	I _{FSM}	60	A
Maximum Forward Voltage at I _F = 2.0 A	V _F	0.58	V
Maximum Reverse Current at V _R = V _{RRM}	I _R	5.0	mA
Junction Temperature Range	T _J	- 40 to + 150	°C
Storage Temperature Range	T _{STG}	- 40 to + 150	°C

RATING AND CHARACTERISTIC CURVES (ERB83-006)

FIG.1 - FORWARD CURRENT DERATING CURVE

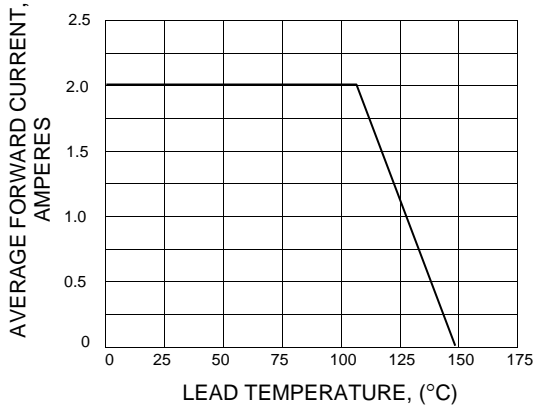


FIG.2 - MAXIMUM NON-REPETITIVE PEAK FORWARD SURGE CURRENT

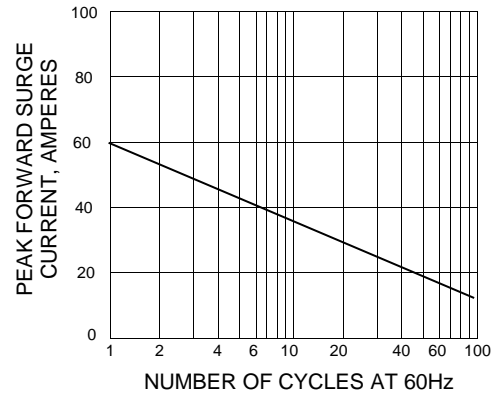


FIG.3 - TYPICAL FORWARD CHARACTERISTICS

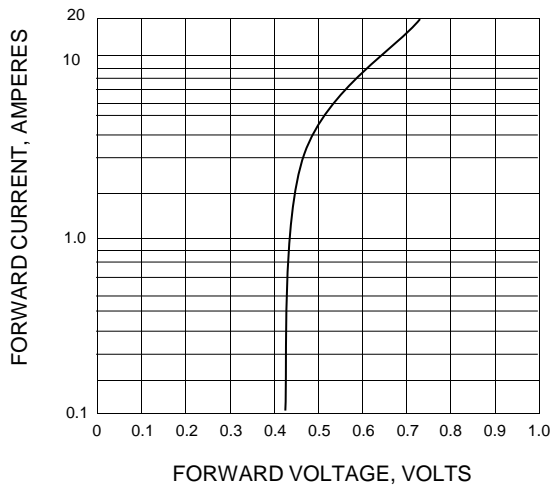


FIG.4 - TYPICAL REVERSE CHARACTERISTICS

